










Model Name		<b>MAZDA CX-5 2.0 Mid</b>	<b>MAZDA CX-5 2.0 High</b>	<b>MAZDA CX-5 2.5 High</b>	<b>MAZDA CX-5 2.5 High AWD T/C</b>	<b>MAZDA CX-5 2.2D High T/C</b>
Model Code		<b>KV9C-MM1</b>	<b>KV9C-MM2</b>	<b>KV9D-MM1</b>	<b>KV9E-MM1</b>	<b>KV9F-MM1</b>
<b>POWERTRAIN</b>						
Engine Type		SKYACTIV®-G 2.0L DOHC 16-Valve 4 Cylinder With VVT	SKYACTIV®-G 2.0L DOHC 16-Valve 4 Cylinder With VVT	SKYACTIV®-G 2.5L DOHC 16-Valve 4 Cylinder With VVT	SKYACTIV®-G 2.5L Turbo DOHC 16-Valve 4 Cylinder With VVT	SKYACTIV®-D 2.2L DOHC 16-Valve 4 Cylinder
Engine Capacity	cc	1,998	1,998	2,488	2,488	2,191
Maximum Power	Hp / RPM	162 / 6,000	162 / 6,000	192 / 6,000	228 / 5,000	188 / 4,500
Maximum Torque	Nm / RPM	213 / 4,000	213 / 4,000	258 / 4,000	420 / 2,000	450 / 2,000
Compression Ratio		13.0 : 1	13.0 : 1	13.0 : 1	10.5 : 1	14.0 : 1
Bore x Stroke	mm	83.5 x 91.2	83.5 x 91.2	89 x 100	89 x 100	86 x 94.3
Drivetrain		2WD	2WD	2WD	AWD	2WD
Transmission		SKYACTIV®-DRIVE 6-Speed Automatic with Manual Shift Mode	SKYACTIV®-DRIVE 6-Speed Automatic with Manual Shift Mode	SKYACTIV®-DRIVE 6-Speed Automatic with Manual Shift Mode	SKYACTIV®-DRIVE 6-Speed Automatic with Manual Shift Mode	SKYACTIV®-DRIVE 6-Speed Automatic with Manual Shift Mode
Fuel Type		Petrol	Petrol	Petrol	Petrol	Diesel
Recommended Fuel		Min. RON 95	Min. RON 95	Min. RON 95	Min. RON 95	Euro 5 (B7)
Fuel Efficiency *		6.9L / 100km	6.9L / 100km	7.3L / 100km	8.2L / 100km	5.5L / 100km
Fuel System		Direct Injection	Direct Injection	Direct Injection	Direct Injection	Direct Injection
Fuel Tank Capacity	Litres	56	56	56	58	56
<b>CHASSIS</b>						
Brake Type	Front	Ventilated Disc	Ventilated Disc	Ventilated Disc	Ventilated Disc	Ventilated Disc
	Rear	Solid Disc	Solid Disc	Solid Disc	Solid Disc	Solid Disc
Suspension Type	Front	MacPherson Struts	MacPherson Struts	MacPherson Struts	MacPherson Struts	MacPherson Struts
	Rear	Multi-Link	Multi-Link	Multi-Link	Multi-Link	Multi-Link
Steering Type		Electronic Power Assisted Steering (EPAS)	Electronic Power Assisted Steering (EPAS)	Electronic Power Assisted Steering (EPAS)	Electronic Power Assisted Steering (EPAS)	Electronic Power Assisted Steering (EPAS)
Turning Circle Diameter, Curb to Curb	Meter	5.50	5.50	5.50	5.50	5.50
Wheel Type		Alloy	Alloy	Alloy (Machined)	Alloy (Machined)	Alloy (Machined)
Wheel Size		17 x 7 J	17 x 7 J	19 x 7 J	19 x 7 J	19 x 7 J
Tyre Size		225/65R17	225/65R17	225/55R19	225/55R19	225/55R19
Wheel Type (Spare)		Temporary (Steel)	Temporary (Steel)	Temporary (Steel)	Temporary (Steel)	Temporary (Steel)
Wheel Size (Spare)		17 x 4 T	17 x 4 T	17 x 4 T	17 x 4 T	17 x 4 T
Tyre Size (Spare)		T155/80R17	T155/80R17	T155/80R17	T155/80R17	T155/80R17
<b>DIMENSIONS</b>						
Overall Length	mm	4,575	4,575	4,575	4,575	4,575
Overall Width	mm	1,845	1,845	1,845	1,845	1,845
Overall Height	mm	1,675	1,675	1,680	1,680	1,680
Wheelbase	mm	2,700	2,700	2,700	2,700	2,700
Ground Clearance	mm	185	185	193	193	193
Curb Weight	kg	1,588	1,588	1,604	1,718	1,671
<b>EXTERIOR</b>						
Front Headlights		LED	LED with Signature Illumination	LED with Signature Illumination	LED with Signature Illumination	LED with Signature Illumination
Front Headlights On/Off Function		Auto	Auto	Auto	Auto	Auto
Front Headlights Leveling		Auto	Auto	Auto	Auto	Auto
Daytime Running Lights		LED	LED	LED	LED	LED
Rear Combination Taillights		LED	LED with Signature Illumination	LED with Signature Illumination	LED with Signature Illumination	LED with Signature Illumination
Rear Fog Lights		LED	LED	LED	LED	LED
Reverse Lights		LED	LED	LED	LED	LED
Windshield Wipers	Rain Sensing	•	•	•	•	•
	Intermittent Function	Variable	Variable	Variable	Variable	Variable
Rear Wiper/Washer		Intermittent	Intermittent	Intermittent	Intermittent	Intermittent
Mazda Advanced Keyless Entry		•	•	•	•	•
Outer Rearview mirrors	with Power Adjustable	•	•	•	•	•
	with Power Folding	• (Autofold)	• (Autofold)	• (Autofold)	• (Autofold)	• (Autofold)
	with Turn Indicators	•	•	•	•	•
Antenna		Shark fin	Shark fin	Shark fin	Shark fin	Shark fin
Rear Spoiler		•	•	•	•	•
Power Tailgate		-	•	•	•	•
Parking Sensors	Front	-	•	•	•	•
	Rear	•	•	•	•	•

							
Model Name			MAZDA CX-5 2.0 Mid	MAZDA CX-5 2.0 High	MAZDA CX-5 2.5 High	MAZDA CX-5 2.5 High AWD T/C	MAZDA CX-5 2.2D High T/C
Model Code			KV9C-MM1	KV9C-MM2	KV9D-MM1	KV9E-MM1	KV9F-MM1
<b>INTERIOR</b>							
Engine Start / Stop Button			●	●	●	●	●
Electronic Parking Brake (EPB)			●	●	●	●	●
Steering Wheel Mounted Switches		Audio Control	●	●	●	●	●
		Bluetooth® Hands-Free	●	●	●	●	●
Cruise Control			●	●	●	●	●
Rear View Mirror			● (with Auto-dimming)	● (with Auto-dimming)	● (with Auto-dimming)	● (with Auto-dimming)	● (with Auto-dimming)
Instrument Cluster			4.6" Colour TFT LCD Standard Display	4.6" Colour TFT LCD Multi-Info Display	7" Colour TFT LCD Multi-Info Display	7" Colour TFT LCD Multi-Info Display	7" Colour TFT LCD Multi-Info Display
One Touch (Up and Down) Power Window with Anti-Pinch			All windows	All windows	All windows	All windows	All windows
Active Driving Display (Heads-Up Display)			-	-	-	●	-
Steering Wheel Material			Leather	Leather	Leather	Leather	Leather
Steering Wheel Adjustment			Tilt & Telescopic	Tilt & Telescopic	Tilt & Telescopic	Tilt & Telescopic	Tilt & Telescopic
Paddle Shifters			-	●	●	●	●
Drive Mode Selection Switch			●	●	●	●	-
Gear Shift Knob			Leather	Leather	Leather	Leather	Leather
Front Air-Conditioning			Dual-Zone Auto	Dual-Zone Auto	Dual-Zone Auto	Dual-Zone Auto	Dual-Zone Auto
Rear Air Vents			●	●	●	●	●
12-Volt Power Outlet			●	●	●	●	●
Interior Lighting		Map Lights	● (LED)	● (LED)	● (LED)	● (LED)	● (LED)
		Cabin Light	● (LED)	● (LED)	● (LED)	● (LED)	● (LED)
		Cargo Area Light	● (LED)	● (LED)	● (LED)	● (LED)	● (LED)
<b>SEATS</b>							
Seating Capacity			5	5	5	5	5
Front Seats		Driver	Adjustment	6-Way Manual	10-Way Power	10-Way Power	10-Way Power
			Memory Function	-	2-Position	2-Position	2-Position
			Ventilation Function	-	-	● (Front)	● (Front)
		Front Passenger	Adjustment	4-Way Manual	6-Way Power	6-Way Power	6-Way Power
Rear Seats		2nd Row	Adjustment	40:20:40 Split-fold	40:20:40 Split-fold	40:20:40 Split-fold	40:20:40 Split-fold
Seat Material			Fabric	Leather	Leather	Leather	Leather
<b>INFOTAINMENT</b>							
Infotainment System with Voice Recognition			8" Capacitive Touch-screen	8" Capacitive Touch-screen	8" Capacitive Touch-screen	8" Capacitive Touch-screen	8" Capacitive Touch-screen
Apple CarPlay® & Android Auto™ Function **			● (Wireless Carplay)	● (Wireless Carplay)	● (Wireless Carplay)	● (Wireless Carplay)	● (Wireless Carplay)
Multi-Function Commander Control			●	●	●	●	●
AM / FM Tuner			●	●	●	●	●
Bluetooth® Hands-Free Phone and Audio Capability			●	●	●	●	●
Audio Speakers			x 6	x 6	x 6	x 6	x 6
USB Ports			x 4	x 4	x 4	x 4	x 4
Reverse Camera		with Guidelines	●	360° View Monitor	360° View Monitor	360° View Monitor	360° View Monitor
<b>ADVANCED TECHNOLOGIES</b>							
Stop/Start Idling Technology			●	●	●	●	●
G-Vectoring Control Plus Technology			●	●	●	●	●
Wireless charger			●	●	●	●	●

						
Model Name		MAZDA CX-5 2.0 Mid	MAZDA CX-5 2.0 High	MAZDA CX-5 2.5 High	MAZDA CX-5 2.5 High AWD T/C	MAZDA CX-5 2.2D High T/C
Model Code		KV9C-MM1	KV9C-MM2	KV9D-MM1	KV9E-MM1	KV9F-MM1
<b>SAFETY</b>						
SRS Airbags	Front (Driver & Passenger)		•	•	•	•
	Side (Front)		•	•	•	•
	Curtain (Front & Rear)		•	•	•	•
Anti-Lock Braking System (ABS)		•	•	•	•	•
Electronic Brake-Force Distribution (EBD)		•	•	•	•	•
Brake Assist (BA)		•	•	•	•	•
Dynamic Stability Control (DSC)		•	•	•	•	•
Traction Control System (TCS)		•	•	•	• (with Offroad Traction Assist)	•
Emergency Stop Signal (ESS)		•	•	•	•	•
Hill Launch Assist (HLA)		•	•	•	•	•
Auto Hold Function		•	•	•	•	•
Auto Door Lock		•	•	•	•	•
Walk Away Lock		•	•	•	•	•
Seat-Belt Warning	Driver & Passenger		•	•	•	•
	Rear Passengers		•	•	•	•
Seat-Belts	Driver & Passenger	with Pretensioners	•	•	•	•
		with Load Limiter	•	•	•	•
		with Height Adjustable Anchorages	•	•	•	•
3-Point Seat Belts		All Seats	•	•	•	•
Seat Belts with Emergency Locking Retractor (ELR)		All Seats	•	•	•	•
ISOFIX Child Restraint Anchor Points and Top Tethers		•	•	•	•	•
Engine-Immobilizer		with Anti-theft System	with Anti-theft System	with Anti-theft System	with Anti-theft System	with Anti-theft System
<b>ADVANCED SAFETY TECHNOLOGIES</b>						
Adaptive Front-Lighting System (AFS)		-	•	•	•	•
High Beam Control (HBC)		-	•	•	•	•
Blind Spot Monitoring (BSM)		-	•	•	•	•
Rear Cross Traffic Alert (RCTA)		-	•	•	•	•
Lane Departure Warning System (LDWS)		-	•	•	•	•
Lane-Keep Assist System (LAS)		-	•	•	•	•
Driver Attention Alert (DAA)		-	•	•	•	•
Smart City Brake Support (SCBS)		-	Front & Rear	Front & Rear	Front & Rear	Front & Rear
Smart Brake Support (SBS)		-	•	•	•	•
Mazda Radar Cruise Control (MRCC)		-	•	•	•	•
Cruising & Traffic Support (CTS)		-	•	•	•	•

Specification is updated as of: 20/12/2023

All vehicle models and specification shown are for Malaysia market only. Specification shown may vary from the actual vehicles. Specification may subject to change without prior notice.

Pictures shown are for illustration purposes only. It does not depict the actual vehicle.

\* Fuel Efficiency info is based on a combined fuel test cycle (Urban & Extra Urban). Test method: NEDC. Origin: United Nations.

\*\* Android Auto will be available upon official launch of service in Malaysia

Date Prepared: 20/12/2023. Prepared By: Product Marketing Division.